

Syllabus

Course Overview

At Capella University, the development of learners into practitioner-scholars is an important goal of graduate study. Practitioner-scholars understand the process of educational research and are able to read, understand, and evaluate research reports to determine its content, validity, and relevance to their professional practice.

This course will help you explore how to use published educational research to help solve problems in professional practice. You will gain an understanding of various forms of research design, data collection and analysis, and how to interpret research results. You will also learn to review and use the information found in research reports in a meaningful way. This course lays a solid foundation for more advanced courses and personal investigation by providing you with a detailed overview of educational research that helps organize continued learning.

Course Competencies

(Read Only)

To successfully complete this course, you will be expected to:

- 1 Assess the importance of research as it is situated within the context of professional practice.
- 2 Examine research as a systematic process.
- 3 Apply information literacy skills to locate scholarly data, theories, and research.
- 4 Apply research to problem solving within the context of professional practice in education.
- 5 Communicate in a manner that is scholarly, professional, and consistent with expectations for professional practice in education.

Course Prerequisites

There are no prerequisites for this course.

Syllabus >> Course Materials

Required

The materials listed below are required to complete the learning activities in this course.

Integrated Materials

Many of your required books are available via the VitalSource Bookshelf link in the courseroom, located in your Course Tools. Registered learners in a Resource Kit program can access these materials using the courseroom link on the Friday before the course start date. Some materials are available only in hard-copy format or by using an access code. For these materials, you will receive an email with further instructions for access. Visit the [Course Materials](#) page on Campus for more information.

Book

Gall, M. D., Gall, J. P., & Borg, W. R. (2015). *Applying educational research: How to read, do, and solve problems of practice* (7th ed.). Boston, MA: Pearson Education, Inc. ISBN: 9780133831573.

Library

The following required readings are provided in the Capella University Library or linked directly in this course. To find specific readings by journal or book title, use [Journal and Book Locator](#). Refer to the [Journal and Book Locator library guide](#) to learn how to use this tool.

- Gammon, J., & Morgan-Samuel, H. (2005). [A study to ascertain the effects of structured student tutorial on student stress, self-esteem and coping](#). *Nurse Education in Practice*, 5(3), 161–171.
- Kiefer, S. M., & Ellerbrock, C. R. (2012). [Caring and fun: Fostering an adolescent-centered community within an interdisciplinary team](#). *Middle Grades Research Journal*, 7(3), 1–17.

Suggested

The following materials are recommended to provide you with a better understanding of the topics in this course. These materials are not required to complete the course, but they are aligned to course activities and assessments and are highly recommended for your use.

Optional

The following optional materials are offered to provide you with a better understanding of the topics in this course. These materials are not required to complete the course.

External Resource

Please note that URLs change frequently. While the URLs were current when this course was designed, some may no longer be valid. If you cannot access a specific link, contact your instructor for an alternative URL. Permissions for the following links have been either granted or deemed appropriate for educational use at the time of course publication.

- U.S. Department of Education. (n.d.). [Family Educational Rights and Privacy Act \(FERPA\)](https://www.ed.gov/policy/gen/guid/fpco/ferpa/index.html) <https://www.ed.gov/policy/gen/guid/fpco/ferpa/index.html>
- U.S. Department of Health & Human Services. (n.d.). [Summary of the HIPAA privacy rule](https://www.hhs.gov/hipaa/for-professionals/privacy/laws-regulations/index.html) <https://www.hhs.gov/hipaa/for-professionals/privacy/laws-regulations/index.html>

Unit 1 >> Educational Research Overview

Introduction

In this unit, you will examine how published, peer-reviewed, original research studies can provide information to improve your professional practice.

Additionally, you will become knowledgeable about and able to describe basic research report components. You will learn basic research terminology, understand common methodologies used in research, and become familiar with how research reports are constructed. This basic knowledge will prepare you for effective reading of the research literature and utilization of educational research in professional practice.

Learning Activities

u01s1 - Studies




Anatomy of a Scholarly Article

 [Transcript](#)



Evidence Based Practice Research Components Quiz

 [Transcript](#)



Quantitative Versus Qualitative Research

 [Transcript](#)

Qualitative and Quantitative Research Approaches

 [Transcript](#)

Readings

In your *Applying Educational Research: How to Read, Do, and Solve Problems of Practice* text, read the following:

- Chapter 1, "Using Research Evidence to Improve Educational Practice," pages 1–24.
- Chapter 3, "Conducting and Writing Your Own Literature Review," pages 53–57.
- Chapter 5, "Analyzing and Evaluating Reports of Quantitative Research Studies," pages 107–142.

Multimedia

- Click **Welcome to the World of Research** to view the multimedia presentation.
- Click **Quantitative Versus Qualitative Research** to view the multimedia presentation. This multimedia piece will explain the different research approaches.
- Click **Qualitative and Quantitative Research Approaches** to view the multimedia presentation. This multimedia piece will help you assess your understanding of the different research approaches.
- Click **Anatomy of a Scholarly Article** to view the multimedia presentation. This multimedia piece will be helpful as you learn the different elements of the research process.

- Click **Evidence Based Practice Research Components Quiz** to launch the interactive multimedia. This media will assess your knowledge of research components. Your results will not be graded and you may complete the multimedia piece as many times as necessary. You must obtain a result of seven or more correct answers. You will share your results in the first discussion of this unit. After achieving the necessary results, please take a screen shot of your results. To take a screen shot:
 - On a Mac:
 1. Press Command+Shift+3 at the same time.
 2. Open Paint or Microsoft Word.
 3. Click Paste.
 4. Save your screenshot with a meaningful name. For example, give your screenshot a name that includes the unit number or the name of the multimedia piece.
 - On a PC:
 1. Hold down the Alt key and while doing so, press the Print Screen key. Your screen print is now in the Clipboard.
 2. Open Paint or Microsoft Word.
 3. Click Paste.
 4. Save your screenshot with a meaningful name. For example, give your screenshot a name that includes the unit number or the name of the multimedia piece.

Resources

Course Resources

Evidence Based Practice Research Components Quiz

Qualitative and Quantitative Research Approaches

Quantitative Versus Qualitative Research

Anatomy of a Scholarly Article

u01s2 - Your Online ePortfolio

Online ePortfolios serve two key purposes: 1) to support learning and reflection, and 2) to be used as a showcase tool. Your learning journey can be documented, and ePortfolios contribute to lifelong learning and growth through reflection and sharing. Online ePortfolios can also be shared with employers and peers to present artifacts that demonstrate your accomplishments at Capella.

Using ePortfolio to Prepare for Your Capstone

Your program may culminate in a capstone course. At that time you may be required to show evidence of your learning throughout the program by referring to multiple assessments that you have created. You will be telling a story about your learning throughout the program using artifacts you have collected during many of these courses.

Using ePortfolio to Build Your Career

As you are preparing to tell your story in the professional world, leverage your ePortfolio artifacts to demonstrate the knowledge and competencies you have gained through your program in professional conversations, performance reviews, and interviews.

To do that, reflect on the knowledge and skills you have gained from your courses and the elements you have put in your portfolio, along with how you have already applied these things to your professional life or how you might apply them in the future.

Next, create your story or talking points to tell your professional story.

Saving Your Documents to ePortfolio

You will need a place to store your documents in an organized fashion so that you can access them at a later date. Do not rely on the courseroom to store your assignments for you as you will lose access to the courseroom after you've completed the course. Capella uses a cloud-based portfolio platform to facilitate your organization of the artifacts you create throughout your program.

To make an online portfolio useful, it is essential that it is organized clearly and that important files of any format are accessible. Read the [Online ePortfolio Guidelines \[PDF\]](#) to ensure you set up your online portfolio correctly.

Privacy Statement

Capella complies with privacy laws designed to protect the privacy of personal information. While you may voluntarily share your own information publicly, you are obligated to protect the personal information of others that may be associated with your academic or professional development. Before sharing information and material in any ePortfolio that is set up to be shared externally to your program at Capella, please consider privacy obligations in relation to protected populations who may be included or referenced in your academic or clinical work. Refer to the [Family Education Rights and Privacy Act \(FERPA\)](#) and/or the [Health Insurance Portability and Accountability Act \(HIPAA\)](#) if you have specific questions or concerns about your choices.

u01d1 - Evidence Based Practice Research Components Quiz

After you have taken the Evidence Based Practice Research Components Quiz, attached a screenshot of your results to this discussion. If you need instructions for capturing a screenshot, please refer to the first study activity of this unit. You must obtain a result of at least seven correct answers. You may complete the multimedia piece as many times as needed to achieve the necessary result.

Use this discussion to share with your peers which question was the most difficult to answer. Why was the question difficult to answer? Share which questions you think are the most important in understanding published educational research. Why?



Response Guidelines

Respond to one other learner. Did you have similar or different challenges with the quiz? What question from the quiz did they feel was most important in understanding published educational research? In your responses, do one of the following:

- Ask a probing question.
- Offer a suggestion.
- Elaborate on a particular point.
- Provide an alternative opinion.

Remember to use APA citations and references when referring to perspectives that are not your own.

Resources

-  [APA Style and Format](#).
-  [Evidence Based Practice Research Components Quiz | Transcript](#).

Course Resources

Graduate Discussion Participation Scoring Guide

Evidence Based Practice Research Components Quiz | Transcript

[APA Style and Format](#)

u01d2 - Research Methodology

As you reflect on your readings and multimedia resources from this unit, describe how the knowledge of the different research methodologies characteristics can help you read and understand research reports.




Response Guidelines

Respond to one learner. In your response, do one of the following:

- Ask a probing question.
- Offer a suggestion.
- Elaborate on a particular point.
- Provide an alternative opinion.

Be sure to support your responses with references from course readings or multimedia resources. Remember to use APA citations and references when referring to perspectives that are not your own.

Resources

-  [Quantitative Quiz | Transcript](#).
-  [APA Style and Format](#).
-  [Qualitative and Quantitative Research Approaches | Transcript](#).
-  [Quantitative Versus Qualitative Research | Transcript](#).
-  [Anatomy of a Scholarly Article | Transcript](#)
-  [Welcome to the World of Research | Transcript](#).

Course Resources

Graduate Discussion Participation Scoring Guide

Quantitative Quiz | Transcript

[APA Style and Format](#)

Welcome to the World of Research | Transcript

Anatomy of a Scholarly Article | Transcript

Qualitative and Quantitative Research Approaches | Transcript

Quantitative Versus Qualitative Research | Transcript

Unit 2 >> Reviewing the Literature

Introduction

This unit focuses on developing the practical knowledge needed to conduct a review of the literature via search engines in the Capella Library.

In order to use educational research in your professional practice, you must know where and how to find relevant, peer-reviewed, original research studies in your field. Capella Library's search engines are excellent places to start. In this unit, you will develop skills needed for evaluating the usefulness of a research article in professional practices. The terminology needed for you to read, understand, and use research reports is expanded upon in this unit. You will discuss how your knowledge of methodology and components of research reports informs professional practice.

Course Resources

[Capella University Library](#)

Learning Activities

u02s1 - Studies




[Distinguishing Quality and Applicability of a Journal Article](#)

 [Transcript](#)




Glossary of Research Terms

 [Transcript](#)



Research and Relevance to the Field

 [Transcript](#)

Readings

Use your *Applying Educational Research: How to Read, Do, and Solve Problems of Practice* text to complete the following:

- Read Chapter 4, "Using Search Engines and Available Literature Reviews," pages 91–106.
- Read Chapter 6, "Using Descriptive Statistics to Study Problems of Practice," pages 143–164.
- Read Chapter 7, "Tests of Statistical Significance," pages 165–184.
- Read Appendix 2, "Search Options in ERIC Search Engine," pages 554–559.

Capella Library resources

- View [Finding Scholarly Articles](#) video presentation to learn about locating education research literature.
- View [Primary vs. Secondary Sources](#) to gain a greater understanding of the characteristics that distinguish primary sources from secondary ones.
- View [How Do I Find Peer-Reviewed Articles?](#) to learn how to identify peer-reviewed articles.
- View [Searching Effectively](#) to read suggestions regarding effective research strategies.

Multimedia

- Click **Glossary of Research Terms** to launch the multimedia presentation. This multimedia piece will introduce you to common research terms.
- Click **Research and Relevance to the Field** to find out how educational professionals continue to use research to help inform their professional practice.
- Click **Distinguishing Quality and Applicability of a Journal Article** to view the illustration.

Resources

Course Resources

Research and Relevance to the Field

Glossary of Research Terms

Distinguishing Quality and Applicability of a Journal Article

u02d1 - Relevance of Research in Educational Practice

Share your thoughts on the multimedia piece titled Research and Relevance to the Field. What is the most important concept you learned? What is the benefit to using research to inform your professional practice?

Response Guidelines



Respond to one learner. In your response, do one of the following:

- Ask a probing question.
- Offer a suggestion.
- Elaborate on a particular point.

- Provide an alternative opinion.

Be sure to support your responses with examples from your work life or course resources. Remember to use APA citations and references when referring to perspectives that are not your own.

Resources

-  [APA Style and Format](#).
-  [Research and Relevance to the Field | Transcript](#).

Course Resources

Graduate Discussion Participation Scoring Guide

Research and Relevance to the Field | Transcript

[APA Style and Format](#)

u02d2 - Using Research to Inform Professional Practice

Describe a strategy for determining whether a research report is relevant and useful to professional practice.

Response Guidelines

Respond to one learner. In your response, do one of the following:

- Ask a probing question.
- Offer a suggestion.
- Elaborate on a particular point.
- Provide an alternative opinion.

Remember to use APA citations and references when referring to perspectives that are not your own.

Resources

-  [APA Style and Format](#).

Course Resources

Graduate Discussion Participation Scoring Guide

[APA Style and Format](#)

Unit 3 >> Understanding Quantitative Research

Introduction

This unit focuses on developing the essential knowledge and skills needed to read and use quantitative research reports. You will read a quantitative methodology research report and gain practice identifying the research problem, research questions, research design, and results. Readings include basic information on quantitative research components and designs. You will describe how quantitative research reports can be useful to professional practice. A quiz on understanding quantitative research will be included.

A sample quantitative research report will be analyzed to identify the components and understand the results. This report will be included in a discussion and used for the assignment in Unit 4.

Quantitative Research | Transcript

Learning Activities

u03s1 - Studies



Quantitative Quiz

Transcript



Quantitative Research

Transcript



Understanding Quantitative Research

Transcript

Readings

Use your *Applying Educational Research: How to Read, Do, and Solve Problems of Practice* text to complete the following:

- Read Chapter 11, "Correlational Research," pages 261–292.
- Read Chapter 12, "Experimental Research," pages 293–321.
- Read Appendix 3, "Questions to Ask Yourself When Evaluating a Report of a Quantitative Study," pages 560–563.

Multimedia

- Click **Quantitative Research** to view the multimedia presentation and better understand the characteristics of this research approach.
- Click **Understanding Quantitative Research** to launch the multimedia presentation.
- Click **Quantitative Quiz** to launch the interactive multimedia. This media will assess your knowledge of research components. Your results will not be graded and you may complete the multimedia piece as many times as necessary. You must obtain a result of eight or more correct answers. You will share your results in the first discussion of this unit. After achieving the necessary results, please take a screen shot of your results. To take a screen shot:
 - On a Mac:
 1. Press Command+Shift+3 at the same time.
 2. Open Paint or Microsoft Word.
 3. Click Paste.
 4. Save your screenshot with a meaningful name. For example, give your screenshot a name that includes the unit number or the name of the multimedia piece.
 - On a PC:
 1. Hold down the Alt key and while doing so, press the Print Screen key. Your screen print is now in the Clipboard.
 2. Open Paint or Microsoft Word.
 3. Click Paste.
 4. Save your screenshot with a meaningful name. For example, give your screenshot a name that includes the unit number or the name of the multimedia piece.

Optional Readings

These chapters from *Applying Educational Research: How to Read, Do, and Solve Problems of Practice* might be helpful to review prior to taking the Quantitative Quiz.

- Chapter 5, "Analyzing and Evaluating Reports of Quantitative Research Studies," pages 107–142.
- Chapter 6, "Using Descriptive Statistics to Study Problems of Practice," pages 143–164.
- Chapter 7, "Tests of Statistical Significance," pages 165–184.

Resources

Course Resources

Understanding Quantitative Research





Quantitative Research

Quantitative Quiz

u03s2 - Assignment Preparation

For your first assignment, due in Unit 4, you will compare qualitative and quantitative research reports. Take some time this week to review the assignment instructions and template. Read the research reports, located in the Resources. Review the scoring guide for this assignment to gain an understanding on how you will be graded.

Resources

-  [A Study to Ascertain the Effects of Structured Student Tutorial on Student Stress, Self-esteem and Coping.](#)
-  [Caring and Fun: Fostering an Adolescent-Centered Community Within an Interdisciplinary Team.](#)
-  [Comparing Research Reports Scoring Guide.](#)
-  [Comparing Research Reports Template.](#)

Course Resources

[A Study to Ascertain the Effects of Structured Student Tutorial on Student Stress, Self-Esteem and Coping](#)

Comparing Research Reports Template

[Caring and Fun: Fostering an Adolescent-Centered Community Within an Interdisciplinary Team](#)

u03d1 - Quantitative Quiz

After you have taken the Quantitative Quiz, attach a screenshot of your results to this discussion. For instructions on capturing a screenshot, please refer to the first study activity of this unit. You must obtain a result of at least eight correct answers out of 14. You may complete the multimedia piece more than once to achieve a satisfactory score.

Use this discussion to share which question you found the most challenging. Why? Which questions do you think are the most important in understanding quantitative research? Why?

Response Guidelines

Respond to one learner. In your response, do one of the following:

- Ask a probing question.
- Offer a suggestion.
- Elaborate on a particular point.

- Provide an alternative opinion.

Be sure to support your responses with examples from the course readings. Remember to use APA citations and references when referring to perspectives that are not your own.

Course Resources

Graduate Discussion Participation Scoring Guide

[APA Style and Format](#)

Quantitative Quiz | Transcript

u03d2 - Analyzing a Quantitative Research Report

Read Gammon and Morgan-Samuel's 2005 quantitative research report, "A Study to Ascertain the Effects of Structured Student Tutorial on Student Stress, Self-esteem and Coping." Describe how this research report would be useful to a professional in higher education.



Response Guidelines

Respond to one learner. In your response, do one of the following:

- Ask a probing question.
- Offer a suggestion.
- Elaborate on a particular point.
- Provide an alternative opinion.

Remember to use APA citations and references when referring to perspectives that are not your own.

Resources

-  [A Study to Ascertain the Effects of Structured Student Tutorial on Student Stress, Self-esteem and Coping.](#)
-  [APA Style and Format.](#)

Course Resources

Graduate Discussion Participation Scoring Guide

[APA Style and Format](#)

[A Study to Ascertain the Effects of Structured Student Tutorial on Student Stress, Self-Esteem and Coping](#)

Unit 4 >> Understanding Qualitative Research

Introduction

This unit focuses on developing the essential knowledge and skills needed utilize qualitative research reports. You will discuss how to use qualitative research for data driven practice. Using a qualitative case study research report, you will read, analyze, and identify the research problem, questions, design, and results in this sample report. The first assignment, due in this unit, will ask you to identify research report components, as well as compare and contrast quantitative and qualitative research reports. You will describe how qualitative research reports can be useful to professional practice.

Course Resources

Qualitative Research Design | Transcript

Learning Activities

u04s1 - Studies



Qualitative Research Design

[Transcript](#)



Quantitative Versus Qualitative Research

[Transcript](#)

Readings

Use your *Applying Educational Research: How to Read, Do, and Solve Problems of Practice* text to complete the following:

- Read Chapter 13, "Case Studies in Qualitative Research," pages 341–367.
- Read Chapter 14, "Ethnography and Critical Research," pages 385–407.
- Read Appendix 4, "Questions to Ask Yourself When Evaluating a Report of Qualitative Study," pages 564–567.

Multimedia

- Click **Qualitative Research Design** to view the multimedia presentation and better understand the characteristics of the qualitative research approaches.
- Click **Quantitative Versus Qualitative Research** to view the multimedia presentation and check your understanding of qualitative research.

Resources

Course Resources

Qualitative Research Design

Quantitative Versus Qualitative Research







u04a1 - Comparing Research Reports

For your first assignment, you will compare and analyze a quantitative and a qualitative research report. Review the Quantitative Versus Qualitative Research multimedia, linked in the Resources, to solidify your knowledge of the different research approaches. You will use the specific articles that are in the Resource: Gammon and Morgan-Samuel's 2005 article, "A Study to Ascertain the Effects of Structured Student Tutorial on Student Stress, Self-esteem, and Coping," and Kiefer and Ellerbrock's 2012 article, "Caring and Fun: Fostering an Adolescent-Centered Community Within an Interdisciplinary Team." This assignment will help you become more proficient at reading and analyzing research reports. As a result of this assignment, you will develop the skills needed to apply the research findings to your own professional practice. Use the Comparing Research Reports Template; it provides more detailed information that will help you organize this assignment. Review the scoring guide to ensure you fulfill all assignment criteria.

Submission Requirements

- **Format:** Use APA style and formatting, include a title page and reference page.
- **Font:** Times New Roman, 12 point.
- **Length:** 4–5 double-spaced pages, excluding title and reference pages.

Resources

-  [APA Style and Format.](#)
-  [A Study to Ascertain the Effects of Structured Student Tutorial on Student Stress, Self-esteem and Coping.](#)
-  [Capella Writing Center.](#)
-  [Caring and Fun: Fostering an Adolescent-Centered Community Within an Interdisciplinary Team.](#)
-  [Comparing Research Reports Template.](#)
-  [Quantitative Versus Qualitative Research | Transcript.](#)

Course Resources

[Caring and Fun: Fostering an Adolescent-Centered Community Within an Interdisciplinary Team](#)

[Comparing Research Reports Template](#)

[A Study to Ascertain the Effects of Structured Student Tutorial on Student Stress, Self-Esteem and Coping](#)

[APA Style and Format](#)

[Capella Writing Center](#)

[Quantitative Versus Qualitative Research | Transcript](#)

u04d1 - Analyzing a Qualitative Research Report

Read Kiefer and Ellerbrock's 2012 qualitative research report titled "Caring and Fun: Fostering an Adolescent-Centered Community Within an Interdisciplinary Team." Describe how this research report could be useful to a professional in higher education.



Response Guidelines

Respond to one learner. In your response, do one of the following:

- Ask a probing question.
- Offer a suggestion.
- Elaborate on a particular point.
- Provide an alternative opinion.

Remember to use APA citations and references when referring to perspectives that are not your own.

Resources

-  [APA Style and Format.](#)
-  [Caring and Fun: Fostering an Adolescent-Centered Community Within an Interdisciplinary Team.](#)

Course Resources

[Graduate Discussion Participation Scoring Guide](#)

[Caring and Fun: Fostering an Adolescent-Centered Community Within an Interdisciplinary Team](#)

[APA Style and Format](#)

Unit 5 >> Using Research to Solve Problems in Professional Practice

Introduction

In this unit, you will focus on drafting a statement of a problem in your own professional practice that might be approached in a research-based manner. You will also develop problem statements for professional practice that will guide your exploration of the educational research literature; these statements will focus your research, in hopes to find a solution to a problem in professional practice. You will use the Capella Library to find relevant, peer-reviewed research articles; then, you will synthesize these articles in a review of the literature.

Course Resources

[How Do I Find Peer-Reviewed Articles?](#)

[Capella University Library](#)

Learning Activities

u05s1 - Studies

Readings

Use your *Applying Educational Research: How to Read, Do, and Solve Problems of Practice* text to complete the following:

- Review Chapter 1, "Using Research Evidence to Improve Educational Practice," pages 1–24
- Review Chapter 3, "Conducting and Writing Your Own Literature Review," pages 53–87.
- Review Chapter 4, "Using Search Engines and Available Literature Reviews," pages 91–106.
- Review Appendix 2, "Search Options in the ERIC Search Engine," pages 554–559.

Use the Capella Library and Writing Center to view the following:

- [Principles and Procedures for a Literature Review](#).
- [Skill Development Tutorials](#). On this page, watch the Library Quick Start Tutorials, which are approximately 10 minutes each. These will help as you prepare for your upcoming assignments.

Resources

u05d1 - Research to Solve Problems in Professional Practice

Briefly describe your field of professional practice. Brainstorm and share two or three examples of problems in your professional practice that may benefit from educational research. What issues or problems are you interested in examining? Why?

Response Guidelines

Respond to one learner. In your response, do one of the following:

- Ask a probing question.
- Offer a suggestion.
- Elaborate on a particular point.
- Provide an alternative opinion.

Remember to use APA citations and references when referring to perspectives that are not your own.

Resources

-  [APA Style and Format](#).

Course Resources

Graduate Discussion Participation Scoring Guide

[APA Style and Format](#)

u05d2 - Problem in Professional Practice

For this discussion, draft a description of a problem in your professional practice. This problem will be the one you use for your assignment in Unit 6. Share your draft for this discussion. Describe a strategy for conducting a review of the literature to find information for a research-based solution to this problem.

Response Guidelines

Respond to one learner. In your response, do one of the following:

- Ask a probing question.
- Offer a suggestion.
- Elaborate on a particular point.
- Provide an alternative opinion.

Be sure to support your responses with examples from your work life or course readings. Remember to use APA citations and references when referring to perspectives that are not your own.

Resources

-  [APA Style and Format](#).

Course Resources







[Graduate Discussion Participation Scoring Guide](#)

[APA Style and Format](#)

u05s2 - Assignment Preparation

For your next assignment, which is due in Unit 6, please review the assignment instructions, template, and scoring guide. Take some time this week to start researching articles for this assignment. Utilize the links in the Resources to aid your research.

Resources

-  [Capella Library](#).
-  [Examining Research-Based Solutions Scoring Guide](#).
-  [Examining Research-Based Solutions Template](#).
-  [How Do I Find Peer-Reviewed Articles?](#).
-  [Searching Effectively](#).
-  [Skill Development Tutorials](#).

Course Resources

[How Do I Find Peer-Reviewed Articles?](#)

[Capella University Library: Searching Effectively](#)

[Capella University Library](#)

[Skill Development Tutorials](#)

[Examining Research-Based Solutions Template](#)

Unit 6 >> Review of the Literature

Introduction

In this unit, the focus is on developing a document known as a review of the literature. A review of the literature is a synthesis of research reports in order to answer specific research questions about a topic. Literature reviews are relevant for professional practice because they are often required elements of grant proposals and concept papers. This synthesis of the literature involves exploring, documenting, and analyzing relevant research reports. You will continue to develop strategies for locating valid and useful scholarly research articles to answer the research questions that you described in the second discussion of Unit 5.

Course Resources

Reviewing the Literature

Learning Activities

u06s1 - Studies

Readings

Use your *Applying Educational Research: How to Read, Do, and Solve Problems of Practice* text to complete the following:

- Review Chapter 3, "Conducting and Writing Your Own Literature Review," pages 53–87.
- Review Chapter 4, "Using Search Engines and Available Literature Reviews," pages 91–106.
- Read Chapter 15, "Narrative Research," pages 421–435.

Capella Resource

- View Reviewing the Literature. This resource offers information on the steps for researching, reviewing, and analyzing literature.

Multimedia

- Click **Distinguishing Between a Research Problem and Purpose** to view the multimedia presentation.

Course Resources

Distinguishing Between A Research Problem and Purpose

u06a1 - Examining Research-Based Solutions

For this assignment, you will identify a topic of interest to your professional practice. Select a problem or issue in your workplace or future field which you have some interest in solving or improving. For example, perhaps you are an elementary teacher with an interest in improving student engagement.









Then, search the library databases for educational research articles. Find two research reports that address your topic and problem. The research reports must be from the last five years, and must be peer-reviewed, original research articles from a journal. Review the assignment template, located in the Resources; it will provide more detailed information that will help you organize this assignment. Make sure to review the scoring guide to see how you will be graded on this assignment.

Submission Requirements

- **Format:** Use APA style and formatting, include a title page and reference page.
- **Font:** Times New Roman, 12 point.
- **Length:** 2–4 double-spaced pages, excluding title and reference pages.

- **References:** Two peer-reviewed journal articles.

Resources

-  [APA Style and Format.](#)
-  [Capella Library.](#)
-  [Capella Writing Center.](#)
-  [Examining Research-Based Solutions Template.](#)
-  [How Do I Find Peer-Reviewed Articles?.](#)
-  [Library Quick Start Tutorials.](#)
-  [Reviewing the Literature.](#)
-  [Searching Effectively.](#)

Course Resources

[Capella University Library: Searching Effectively.](#)

[APA Style and Format](#)

[Reviewing the Literature](#)

[Library Quick Start Tutorials.](#)

[Examining Research-Based Solutions Template](#)

[How Do I Find Peer-Reviewed Articles?](#)

[Capella University Library](#)

[Capella Writing Center](#)

u06d1 - Research Strategies

Share the strategies you use to find research-based information to help solve your problem in professional practice. Use the readings from this unit to inform your discussion.

Response Guidelines

Respond to one learner. In your response, do one of the following:

- Ask a probing question.
- Offer a suggestion.
- Elaborate on a particular point.
- Provide an alternative opinion.

Remember to use APA citations and references when referring to perspectives that are not your own.

Resources

-  [APA Style and Format.](#)

Course Resources

[Graduate Discussion Participation Scoring Guide](#)

[APA Style and Format](#)

Unit 7 >> Analyzing Research for Professional Practice

Introduction

In this unit, you will analyze the research reports that you have located to address a problem in professional practice. You will analyze research articles for information that you will use in research-based solutions to your specific problem in professional practice. You will deepen your analytical abilities as you compare and contrast research-based information from qualitative and quantitative research reports. You will identify information from a quantitative or qualitative research report that may help in solving the problem in your professional practice.

Course Resources


Qualitative and Quantitative Research Approaches | Transcript

Learning Activities

u07s1 - Studies




Qualitative Quiz

 [Transcript](#)



Understanding Qualitative Research

 [Transcript](#)

Readings

Use your *Applying Educational Research: How to Read, Do, and Solve Problems of Practice* text to complete the following:

- Review Chapter 13, "Case Studies in Qualitative Research," pages 341–366.
- Read Chapter 16, "Historical Research," pages 445–461.
- Review Appendix 3, "Questions to Ask Yourself When Evaluating a Report of Quantitative Study," pages 560–563.
- Review Appendix 4, "Questions to Ask Yourself When Evaluating a Report of a Qualitative Study," pages 564–567.

Multimedia

- Click **Qualitative Quiz** to launch the interactive multimedia. This media will assess your knowledge of research components. Your results will not be graded and you may complete the multimedia piece as many times as necessary. You must obtain a result of seven or more correct answers. You will share your results in the first discussion of this unit. After achieving the necessary results, please take a screenshot of your results. To take a screenshot:
 - On a Mac:
 1. Press Command+Shift+3 at the same time.
 2. Open Paint or Microsoft Word.
 3. Click Paste.
 4. Save your screenshot with a meaningful name. For example, give your screenshot a name that includes the unit number or the name of the multimedia piece.
 - On a PC:
 1. Hold down the Alt key and while doing so, press the Print Screen key. Your screen print is now in the Clipboard.
 2. Open Paint or Microsoft Word.
 3. Click Paste.
 4. Save your screenshot with a meaningful name. For example, give your screenshot a name that includes the unit number or the name of the multimedia piece.

Optional Readings

These chapters from *Applying Educational Research: How to Read, Do, and Solve Problems of Practice* might be helpful to review prior to taking the Qualitative Quiz.

- Chapter 14, "Ethnography and Critical Research," pages 385-407.
- Chapter 15, "Narrative Research," pages 421-435.

Resources

Course Resources

[Understanding Qualitative Research](#)

[Qualitative Quiz](#)

u07s2 - Assignment Preparation

Your last assignment for this course is due in Unit 10. Review the assignment instructions, scoring guide, and template to gain an understanding of the assignment expectations. Use this time to gather appropriate, peer-reviewed research reports for your Developing Research-Based Solutions assignment. Utilize the links in the Resources to aid your research.

Resources

- [APA Style and Format](#).
- [Capella Library](#).
- [Capella Writing Center](#).
- [Developing Research-Based Solutions Scoring Guide](#).
- [Developing Research-Based Solutions Template](#).
- [How Do I Find Peer-Reviewed Articles?](#)
- [Reviewing the Literature](#).
- [Searching Effectively](#).
- [Skill Development Tutorials](#).

Course Resources

[How Do I Find Peer-Reviewed Articles?](#)

[Capella University Library: Searching Effectively](#)

[Reviewing the Literature](#)

[Capella University Library](#)

[Skill Development Tutorials](#)

[Developing Research-Based Solutions Template](#)

[APA Style and Format](#)

[Capella Writing Center](#)

u07d1 - Qualitative Quiz

After you have taken the Qualitative Quiz, attach a screenshot of your results to this discussion. If you need instructions on capturing a screenshot, please refer to the first study activity in this unit. You must achieve a result of at least seven or more correct answers. You may complete the multimedia piece more than once to achieve the necessary results.

Use this discussion to share which question was the most challenging to answer. Why was the question challenging to answer? Which questions do you think were the most important in understanding qualitative research? Why?



Response Guidelines

Respond to one learner. In your response, do one of the following:

- Ask a probing question.
- Offer a suggestion.
- Elaborate on a particular point.
- Provide an alternative opinion.

Be sure to support your responses with examples from the course readings. Remember to use APA citations and references when referring to perspectives that are not your own.

Resources

-  [APA Style and Format](#).
-  [Qualitative Quiz | Transcript](#).

Course Resources

Graduate Discussion Participation Scoring Guide

[Qualitative Quiz | Transcript](#)

[APA Style and Format](#)

u07d2 - Quantitative and Qualitative Research

Discuss strategies for analyzing the usefulness of quantitative or qualitative research reports. Use the readings from this unit to inform your discussion.

Response Guidelines

Respond to one learner. In your response, do one of the following:

- Ask a probing question.
- Offer a suggestion.
- Elaborate on a particular point.
- Provide an alternative opinion.

Be sure to support your responses with examples from the course readings. Remember to use APA citations and references when referring to perspectives that are not your own.

Resources

-  [APA Style and Format](#).

Course Resources

Graduate Discussion Participation Scoring Guide

[APA Style and Format](#)

Unit 8 >> Writing in APA Format

Introduction

The correct use of APA style and format is an important facet of the writing process, especially when using research-based information to solve problems in professional practice. By the end of this unit, you will be able to produce a correctly formatted APA sample of writing. Information and practice for correct APA citation and reference style are included in this unit.

Course Resources

APA Citation: Citing a Journal Article | Transcript

[APA Style and Format](#)

Learning Activities

u08s1 - Studies

Readings

Use your *Applying Educational Research: How to Read, Do, and Solve Problems of Practice* text to complete the following:

- Review Chapter 3, "Conducting and Writing Your Own Literature Review," pages 53–87.

Capella Resources

- View [Sources and Evidence](#) to learn about evaluating resources.
- View [APA Style and Format](#). This will help as you prepare for the second discussion in this unit, as well as your upcoming assignment.

Multimedia

- Click **APA Citation: Citing a Journal Article** to view the multimedia presentation.
- Click **APA Tutorial** to view the multimedia presentation. This multimedia piece will check your understanding of APA formatting rules.

Course Resources








APA Tutorial



APA Citation: Citing a Journal Article

u08s2 - Assignment Preparation

Continue to search for peer-reviewed research reports for your Developing Research-Based Solutions assignment, due in Unit 10. You will need 10 peer-reviewed articles to fulfill the requirements of this assignment. Take time this week to continue researching articles for this assignment. Utilize the links in the Resources to aid your research.

Resources

-  [APA Style and Format](#).
-  [Capella Library](#).
-  [Capella Writing Center](#).
-  [Developing Research-Based Solutions Scoring Guide](#).
-  [Developing Research-Based Solutions Template](#).
-  [How Do I Find Peer-Reviewed Articles?](#).
-  [Library Quick Start Tutorials](#).

-  [Reviewing the Literature.](#)
-  [Searching Effectively.](#)

Course Resources

[How Do I Find Peer-Reviewed Articles?](#)

[APA Style and Format](#)

Developing Research-Based Solutions Template

[Capella University Library: Searching Effectively.](#)

[Reviewing the Literature](#)

[Capella University Library](#)

[Library Quick Start Tutorials.](#)

[Capella Writing Center](#)

u08d1 - APA References

Provide one example for each type of APA reference listed:




- Journal article.
- Web site.
- Book.
- Chapter from an edited book.
- Dissertation.

You cannot use the journal articles that are already listed for this course or that are given as examples any of the multimedia resources. Share the resources you used to help you obtain this information. Use the multimedia and readings from this unit to ensure proper APA formatting.

Response Guidelines

You are not required to respond to this post.

Resources

-  [APA Citation: Citing a Journal Article | Transcript.](#)
-  [APA Style and Format.](#)
-  [APA Tutorial.](#)

Course Resources

Graduate Discussion Participation Scoring Guide

[APA Citation: Citing a Journal Article | Transcript](#)

[APA Tutorial | Transcript](#)

[APA Style and Format](#)

u08d2 - Importance of APA Format

Why is it important to use APA formatting for academic writing? What are the advantages for the academic writer and academic audience with using APA formatting? Review the multimedia and Capella resources from this unit, linked in the Resources, to inform your discussion.

Response Guidelines

Respond to one learner. In your response, do one of the following:

- Ask a probing question.
- Offer a suggestion.
- Elaborate on a particular point.
- Provide an alternative opinion.

Remember to use APA citations and references when referring to perspectives that are not your own.

Course Resources

Graduate Discussion Participation Scoring Guide

APA Tutorial | Transcript

[Sources and Evidence](#)

[APA Style and Format](#)

APA Citation: Citing a Journal Article | Transcript

Unit 9 >> Synthesizing Research Information in Professional Practice

Introduction

Synthesizing research-based information for the purpose of responding to a problem in professional practice requires you to reorganize the research-based information in a new and informed manner. In this unit, you will learn about the processes involved in composing a synthesis of the relevant research literature.

Learning Activities

u09s1 - Studies

Readings

Use your *Applying Educational Research: How to Read, Do, and Solve Problems of Practice* text to complete the following:

- Read Chapter 8, "The Practical Significance of Statistical Results," pages 185–202.
- Review Chapter 5, "Analyzing and Evaluating Reports of Quantitative Research Studies," pages 107–142.
- Review Chapter 7, "Tests of Statistical Significance," pages 165–184.
- Review Chapter 13, "Case Studies in Qualitative Research," pages 341–367.
- Review Appendix 3, "Questions to Ask Yourself When Evaluating a Report of Quantitative Study," pages 560–563.
- Review Appendix 4, "Questions to Ask Yourself When Evaluating a Report of Qualitative Study," pages 564–567.

Resources

u09s2 - Assignment Preparation

Continue to search for peer-reviewed research reports for your Developing Research-Based Solutions assignment, due in Unit 10. You will need 10 peer-reviewed articles to fulfill the requirements of this assignment. Take some time this week to research articles for this assignment. Utilize the links in the Resources to aid your research.

Resources

- [!\[\]\(9063468a59e93f469b71000ac5796bc3_img.jpg\) APA Style and Format.](#)
- [!\[\]\(1db6320223680ab4bd04b0d269ab6c8a_img.jpg\) Capella Library.](#)
- [!\[\]\(cd69309a3e813d8c682e56d54a0f4a01_img.jpg\) Capella Writing Center.](#)
- [!\[\]\(10da5836d64f6bfda0e81f64eb06c09d_img.jpg\) Developing Research-Based Solutions Scoring Guide.](#)
- [!\[\]\(64ffe1f7747b0ebf9d3de05413a827ba_img.jpg\) Developing Research-Based Solutions Template.](#)
- [!\[\]\(48ca033094687ae35179967b129920cd_img.jpg\) How Do I Find Peer-Reviewed Articles?.](#)
- [!\[\]\(62aee36f74ae3183ab09e8d3ffe50364_img.jpg\) Library Quick Start Tutorials.](#)
- [!\[\]\(751c9e446f61c8f82144499002de1a38_img.jpg\) Reviewing the Literature.](#)
- [!\[\]\(eb803b8fdde7500bcf82afed11b47c67_img.jpg\) Searching Effectively.](#)
- [!\[\]\(68bdb588ed455981d68a9611d6b4c3a0_img.jpg\) Sources and Evidence.](#)

Course Resources

[Sources and Evidence](#)

[How Do I Find Peer-Reviewed Articles?](#)

[Library Quick Start Tutorials.](#)

[Capella University Library: Searching Effectively.](#)

[Reviewing the Literature](#)

[Capella Writing Center](#)

[Capella University Library](#)

[Developing Research-Based Solutions Template](#)

[APA Style and Format](#)

u09d1 - Synthesis of Research-Based Findings

Explain the development of a synthesis of research findings in response to a problem in professional practice. Think of the following questions as you formulate your response:

- What was your process?
- What strategies did you use in reading and analyzing research reports as you developed your synthesis?
- Did you use any specific questions or organizational strategy that helped you through this process?


Response Guidelines

Respond to one learner. In your response, do one of the following:

- Ask a probing question.
- Offer a suggestion.
- Elaborate on a particular point.
- Provide an alternative opinion.

Be sure to support your responses with references from course readings or media resources. Remember to use APA citations and references when referring to perspectives that are not your own.

Resources

-  [APA Style and Format](#).

Course Resources

Graduate Discussion Participation Scoring Guide

[APA Style and Format](#)

u09d2 - Summary of Synthesis

Share a summary of your synthesis of the research-based findings that are relevant for responding to the problem in professional practice that you have identified.

Response Guidelines

Respond to at least two learners. In your responses, do one of the following:

- Ask a probing question.
- Offer a suggestion.
- Elaborate on a particular point.
- Provide an alternative opinion.

Remember to use APA citations and references when referring to perspectives that are not your own.

Resources

-  [APA Style and Format](#).

Course Resources

Graduate Discussion Participation Scoring Guide

[APA Style and Format](#)

Unit 10 >> Finding and Reporting Research-Based Solutions in Professional Practice

Introduction

In Unit 9, you synthesized research-based literature for the purpose of responding to a problem in professional practice that you identified in Unit 5. The reflections you will make in this unit are about the processes involved when implementing research-based solutions aimed at problems in your professional practice. You will share your evaluations of the usefulness of synthesizing the relevant literature for locating possible research-based solutions to problems in your professional practice.

Learning Activities

u10s1 - Studies

Readings

Use your *Applying Educational Research: How to Read, Do, and Solve Problems of Practice* text to complete the following:

- Review Chapter 1, "Using Research Evidence to Improve Educational Practice," pages 1–24.
- Review Chapter 3, "Conducting and Writing Your Own Literature Review," pages 53–87.
- Review Chapter 4, "Using Search Engines and Available Literature Reviews," pages 91–106.

Resources

u10a1 - Developing Research-Based Solutions



Imagine you have been approached by your supervisor and asked to develop research-based solutions to the professional practice problem you identified in your second assignment. Your supervisor requests that you submit your report to her and you will make a presentation to the entire staff and lead a strategy about how to implement the solutions you have uncovered.

In this assignment, you will continue to build your knowledge base regarding the problem in your professional practice you posed in the last assignment. Expand upon your existing knowledge through the review of at least eight more peer-reviewed journal articles. Use this additional content to answer to your research problem based on the research articles. Review the Developing Research-Based Solutions Template; it provides more detailed information that will help you organize your paper. Review the scoring guide to ensure you fulfill all assignment criteria.

Submission Requirements:

- **Format:** Use APA style and formatting, include a title page and reference page.
- **Font:** Times New Roman, 12 point.
- **Length:** 4–6 double-spaced pages, excluding title and reference pages.
- **References:** At least 10 peer reviewed journal articles

Resources

-  [APA Style and Format.](#)
-  [Capella Library.](#)
-  [Capella Writing Center.](#)
-  [Developing Research-Based Solutions Template.](#)
-  [How Do I Find Peer-Reviewed Articles?.](#)
-  [Library Quick Start Tutorials.](#)
-  [Library Research, Literature Review.](#)
-  [Reviewing the Literature.](#)
-  [Searching Effectively.](#)
-  [Sources and Evidence.](#)

Course Resources

[Sources and Evidence](#)

[Capella University Library: Searching Effectively.](#)

[Reviewing the Literature](#)

[Library Research, Literature Review](#)

[Developing Research-Based Solutions Template](#)

[APA Style and Format](#)

[Capella University Library](#)

[Capella Writing Center](#)

[Library Quick Start Tutorials.](#)

[How Do I Find Peer-Reviewed Articles?](#)

u10d1 - Finding and Reporting Research-Based Solutions

Share the main findings of your review of the literature on your problem in professional practice. Did the findings surprise you? Why or why not?

Response Guidelines

Respond to one learner. In your response, do one of the following:

- Ask a probing question.
- Offer a suggestion.
- Elaborate on a particular point.
- Provide an alternative opinion.

Remember to use APA citations and references when referring to perspectives that are not your own.

Resources

-  [APA Style and Format](#).

Course Resources

Graduate Discussion Participation Scoring Guide

[APA Style and Format](#)