



COURSE SYLLABUS

Table of Contents

<u>Section 1: Course Information</u>	2
<u>Course Description</u>	2
<u>Course Overview</u>	3
<u>Course Workload</u>	3
<u>Course Materials</u>	3
<u>Course Topics</u>	4
<u>Intended Learning Outcomes</u>	4
<u>Late Work</u>	5
<u>Extra Credit</u>	5
<u>Section 2: Southeastern Policies</u>	6
<u>Section 3: Course Schedule</u>	7
<u>Aim, Learn, and Apply Descriptions</u>	7
<u>Course Schedule</u>	8-21
<u>Section 4: Assessments</u>	22-26

SECTION 1: COURSE INFORMATION

Format: Eight weeks.

Course ID: BIBL 2623

Course Title: WI: Biblical Hermeneutics

College: College of Unrestricted Education

Prerequisites: BIOT 1133, BINT 1233, ENGL 1233

Credit Hours: 3

Instructor: See the online course in MyFIRE for instructor contact information and availability.

Course Description

This is a course designed to familiarize the student with the science and interpretation as related to the biblical text. Emphasis is placed on the principles of exegesis, particularly the interpretation of Scripture in light of its historical, grammatical, and theological content. This course requires careful study of and reflection upon the appropriate biblical texts.

Course Overview

This course is a foundational course for the majority of upper-level Bible courses. A proper understanding of the hermeneutical process is imperative for the sound preaching and teaching of God's Word. This course will provide the student with the skills to study the Bible on his or her own. It will also help the student to learn critical skills in evaluating the biblical studies of others, whether in written or spoken form. The nature of this course will be to focus on the practical while not ignoring important theoretical issues that explain the "why." This is a research-intensive course, and the student is urged to work diligently and consistently to make the most of this course.

Course Workload

Time spent on course assignments will vary by student depending on familiarity with course content, reading rate of speed, writing rate of speed, and other individual factors. Based on averages for most students, it is estimated that the course workload estimate for this course is 70.32 hours (8.79 hours per week).

Course Materials

1. Gorman, Michael J. *Elements of Biblical Exegesis: A Basic Guide for Students and Ministers*. Grand Rapids: Baker Academic, 2010.
2. McKnight, Scot. *The Blue Parakeet: Rethinking How You Read the Bible*, Second Edition. Grand Rapids: Zondervan, 2018. Required and optional textbooks are accessed and ordered through [SEU's bookstore](#).

Disclaimer: The resources utilized in this course provide information, thoughts and insights that should encourage critical thinking on the part of the student. Please note as well that as an Assembly of God institution, Southeastern University does not necessarily endorse specific personal, religious, philosophical, or political positions found in these resources.

Course Topics

The purpose of this course is to introduce, reinforce, and measure learning on the following topics:

1. The Importance of Hermeneutics
2. Reading the Text
3. The Tools of Interpretation
4. Historical Analysis
5. Formal Analysis
6. Detailed Analysis
7. Theological Reflection
8. The Role of the Holy Spirit
9. Old and New Testament Considerations
10. Select Interpretations From Different Traditions and History

Intended Learning Outcomes

As a result of reading, study, and assessments in this course, the student should be able to:

1. Understand the principles of general and special hermeneutics.
2. Apply hermeneutical principles to the exegetical process.
3. Know the tools used in the hermeneutical process.
4. Comprehend the role of proper hermeneutics in the life of the community of faith and the responsibility of Christian leaders in this area.
5. Know the different types of interpretations used in the history of interpretation.
6. Use sources in substantive ways, such as citing relevant data, building on the ideas of others, and situating arguments within larger contexts.

Late Work

None accepted.

Extra Credit

None accepted.

SECTION 2: SOUTHEASTERN POLICIES

Academic Policies

View this link to see Southeastern's Policies regarding SEU's Mission and Vision Statements, Title IX Statement, Student Services, Class Participation, Official Email, MyFIRE Use, Technical Difficulties, Technical Support, Disability Statement, Academic Honesty, Course Evaluation, Official Withdrawal, Grading Scale, and Netiquette.


SECTION 3: COURSE SCHEDULE

The **Course Schedule** provides a listing of your work in this course. The assessments are listed by Module and include the due dates and point values.


Note: Assignments are due by 11:59 p.m. EST on the due date, unless otherwise noted.

AIM, LEARN, AND APPLY DESCRIPTIONS


Aim

 When you see the Aim icon, you will be introduced to topics and ideas that will be covered throughout this module. The AIM will also provide you with a glimpse into your learning objectives and an introduction to this module.

Learn

 When you see the Learn icon, all of your reading assignments will be listed and may include additional resources that your instructor is providing to help you complete the activities and assessments for the module.

Apply

 When you see the Apply Icon, it will be time to demonstrate your learning for the module. The items here are those in which you'll be graded and may include discussions, activities, assignments, quizzes, exams, and projects.

MODULE 1

XX/XX/XX - XX/XX/XX



- Identify certain basic terms in hermeneutics.
- Determine why one should study hermeneutics.
- Recognize the risks associated with the development of interpretative skills.
- Identify what readers bring to the biblical text.
- Discuss one's personal view of the bible.
- Choose a passage from Ephesians for your major exegetical project.



- Read: The Blue Parakeet: Chapters 1 and 2
- Read: Elements of Biblical Exegesis: Chapters 1 and 2
- View: Resources and videos (provided in the course)



- Discussion Module 1 Discussion Forum
 - ILO: 4
 - Due: Saturday, Tuesday
 - Points: 15
- Module 1 Quiz
 - ILO: 3
 - Due: Tuesday

- Points: 10
- Choose Your Passage from Ephesians
 - ILO: 2
 - Due: Tuesday
 - Points: Required but ungraded

**MODULE 2:
XX/XX/XX - XX/XX/XX**



- Identify preliminary interpretative questions to ask about a biblical passage.
- Recognize and employ an inductive method to survey a biblical passage.
- Recognize and employ the tools necessary in observing biblical sentences and paragraphs.
- Discuss selected headings for studying a passage.
- Create a list of observations about your text.



- Read: The Blue Parakeet: Chapters 3, 4, and 5
- Read: Elements of Biblical Exegesis: Chapter 3
- View: Resources and videos (provided in the course)



- Discussion Module 2 Discussion Forum
 - ILO: 4
 - Due: Saturday, Tuesday
 - Points: 15
- Module 2 Quiz
 - ILO:3
 - Due: Tuesday
 - Points: 10
- Learning to Survey the Text

- ILO: 1
- Due: Tuesday
- Points: 50
- Writing an Introduction
 - ILO: 2
 - Due: Tuesday
 - Points: 15

**MODULE 3:
XX/XX/XX - XX/XX/XX**



- Identify the concept of contextual analysis.
- Recognize what questions to explore in order to do a well-researched contextual analysis.
- Identify the different resources available to answer the questions posed through a contextual analysis of a biblical text.
- Choose a passage and discuss what contextual analysis research teaches us about this passage.
- Utilize religion library databases when conducting the hermeneutical process.
- Draft a contextual analysis for an exegetical paper.



- Read: Elements of Biblical Exegesis: Chapter 4
- Read: The Blue Parakeet: Chapter 11
- Read: Religion Library Exercise: Introduction (provided in the course)
- View: Resources and videos (provided in the course)



- Module 3 Discussion Forum
 - ILO: 2
 - Due: Saturday, Tuesday
 - Points: 15

- Module 3 Quiz
 - ILO: 3
 - Due: Tuesday
 - Points: 10
- Religion Library Exercise
 - ILO: 3
 - Due: Tuesday
 - Points: 20
- Contextual Analysis Rough Draft
 - ILO: 2
 - Due: Tuesday
 - Points: 15

MODULE 4:
XX/XX/XX - XX/XX/XX



- Identify the concept of formal analysis.
- Recognize the tools and questions employed in performing a formal analysis.
- Recognize ways to read and piece together discourses found in biblical literature.
- Choose a verse and discuss it using historical and contextual analysis.
- Draft a formal analysis for an exegetical paper.



- Read: The Blue Parakeet: Chapters 12 and 13 (171–194)
- Read: Elements of Biblical Exegesis: Chapter 5
- View: Resources and videos (provided in the course)



- Module 4 Discussion Forum
 - ILO: 2
 - Due: Saturday, Tuesday
 - Points: 15
- Module 4 Quiz
 - ILO: 3
 - Due: Tuesday
 - Points: 10
- Formal Analysis Rough Draft
 - ILO: 2
 - Due: Tuesday
 - Points: 15

MODULE 5:
XX/XX/XX - XX/XX/XX



- Identify the method of completing a detailed analysis of the text.
- Recognize that different genres exist in biblical literature and begin to explore the unique considerations for each genre.
- Identify key questions to be asked and researched for New Testament Letters.
- Discuss findings and particularities when conducting a detailed analysis for the exegetical paper.
- Draft a detailed analysis for an exegetical paper.



- Read: The Blue Parakeet: Chapter 14
- Read: Elements of Biblical Exegesis: Chapter 6
- View: Resources and videos (provided in the course)



- Discussion for Module 5 Discussion Forum
 - ILO: 2
 - Due: Saturday, Tuesday
 - Points: 15
- Module 5 Quiz
 - ILO: 3

- Due: Tuesday
- Points: 10
- Detailed Analysis Rough Draft
 - ILO: 2
 - Due: Tuesday
 - Points: 15

MODULE 6:
XX/XX/XX - XX/XX/XX



- Recognize the method of formulating a synthesis of a text.
- Identify key questions to be asked and researched for New Testament Gospels and Old Testament poetry.
- Choose and discuss a selected chapter from Psalms, and list the parallels found with the chapter.
- Draft a synthesis of the detailed analysis for the exegetical paper.



- Read: The Blue Parakeet: Chapter 15
- Read: Elements of Biblical Exegesis: Chapter 7
- View: Resources and videos (provided in the course)



- Discussion for Module 6 Discussion Forum
 - ILO: 2
 - Due: Saturday, Tuesday
 - Points: 15
- Module 6 Quiz
 - ILO: 3
 - Due: Tuesday

- Points: 10
- Synthesis Rough Draft
 - ILO: 2
 - Due: Tuesday
 - Points: 15

MODULE 7:
XX/XX/XX - XX/XX/XX



- Identify a method for theological reflection and contemporary application of a biblical text.
- Recognize key questions to be asked and researched for Old Testament Law.
- Demonstrate and discuss the practice of creating a contemporary application to a passage.
- Draft a reflection for the exegetical paper.



- Read: The Blue Parakeet: "Now What?": Chapter 19
- Read: Elements of Biblical Exegesis: Chapter 8
- View: Resources and videos (provided in the course)



- Discussion Module 7 Discussion Forum
 - ILO: 4
 - Due: Saturday, Tuesday
 - Points: 15
- Module 7 Quiz
 - ILO: 3
 - Due: Tuesday

- Points: 10
- Reflection Rough Draft
 - ILO: 4
 - Due: Tuesday
 - Points: 15

MODULE 8:
XX/XX/XX - XX/XX/XX



- Identify necessary tools for the expansion and refinement of an exegetical study.
- Recognize key questions to be asked and researched for Revelation and Old Testament Prophetic books.
- Draft an exegetical paper with the purpose of demonstrating the principles of interpretation.



- Read: Elements of Biblical Exegesis: Chapters 9 and 10
- View: Resources and videos (provided in the course)



- Discussion for Final Exam
 - ILOs: 3
 - Due: Tuesday
 - Points: 80
- Exegetical Paper
 - ILOs: 6
 - Due: Tuesday
 - Points: 100

SECTION 4: ASSESSMENTS

Discussion Forums

Description

A discussion forum is assigned for the first 7 modules of the course. Your response to the thread question should be 150 to 200 words unless otherwise stated in the instructions. Do not exceed 250 words. You should respond to at least two of your classmates, each response being 100 to 150 words. Please remember to be polite and respectful at all times. You should also be aware that spelling and grammar will be part of the grading process. This is a university correspondence and it should not be treated as a text message or a personal correspondence to a friend. You must interact with the assigned learning materials in the discussion board in order to receive full credit. Your original entry should be entered by Saturday so that your classmates will have time to respond to your thoughts. All responses must be completed by midnight on Tuesday to receive full credit. A letter grade will be deducted from the assignment for every day it is late. After four days the entry will not be graded unless the student contacts the professor by e-mail with a logical explanation.

Total Possible Points

105

Grade Weight

22%

Quizzes

Description

The assigned readings in Gorman and McKnight texts are designed to supplement the materials presented in the videos and PowerPoint presentations. Each module will identify the specific chapters to be read for that module. A quiz is to be completed for each module's reading. The purpose of each quiz is to solidify and reinforce the reading of the chapters. You have 30 minutes to complete this open book, open notes quiz. Do not start until you are ready, as you will have only one chance to take this quiz. Please do not share any information with your fellow classmates regarding the quiz, questions, or answers, as that is considered cheating. Cheating is cause for disciplinary action as outlined by Southeastern University guidelines.

Total Possible Points

70

Grade Weight

15%

Religion Library Exercise**Description**

The Religion Library Exercise is due at the end of Module 3. The Religion Library Exercise leads you through the use of indexes of periodicals/journals in religion and online commentaries. Follow the directions in the exercise and you should not only be able to locate citations that fulfill the requirements for the exercise, but you should also find articles relevant to your exegetical paper. As you work through this exercise, attempt to find full-text articles. If you locate an article of interest that is not in full-text, and you want to use it in exegetical paper, you will need to request a copy of the article from the library. Do this quickly as the library may need to order the article from another library. This can take time.

Total Possible Points

20

Grade Weight

5%

Exegetical Paper Rough Drafts**Description**

You will have seven rough drafts due during the semester, Modules 2–7. These are designed to help you work on your project more thoroughly throughout the semester. They are each worth 10–15 points apiece. Notes regarding each rough draft can be found in the module they are due. Pay close attention to both the instructions and the example paper in Module 8.

Total Possible Points

140

Grade Weight

18%

Exegetical Paper Final

Description

The Interpretative Project is the major component of the course in Biblical Hermeneutics (it accounts for 20% of your grade). It provides you with a hands-on opportunity to demonstrate the principles of hermeneutics through researching and interpreting a passage of scripture.

We will go step-by-step through the process of developing the paper through the rough drafts assigned in Modules 2–7. The focus of the course begins with, frequently returns to, and will essentially end with this paper. It will require a considerable investment of your time and effort to develop a quality project, but by following the directions one step at a time, you will succeed. If at any point you encounter a difficulty with the paper, please contact the instructor.

First things first: you need to select a passage to study. The passage must be from the book of Ephesians. The Passage Selection Form (located in Module 1) lists several passages from which to choose. Please read through the book of Ephesians and then select one passage on the Passage Selection Form as instructed on the form. Complete and submit the form to the instructor by the end of Module 1.

The Exegetical Paper Guidelines provide specific step-by-step directions for the format of the project as well as the specific sections of the project. These guidelines can be found in the course information folder under Exegetical Paper Guidelines, Tools, and Helps.

Complete the work as assigned. It is hazardous to your grade to procrastinate on this project.

Though the Interpretative Project should be worked on throughout the course as indicated, the final paper is not due until Module 8.

Total Possible Points

100

Grade Weight

20%

Final Exam

Description

This is a closed-book and closed-notes examination. This exam is cumulative of the information learned in Modules 1–7 and includes new information learned in Module 8 (the week the exam is due). Plan a time block of two hours for the examination. The exam has a two-hour time limit and will not allow you to go further.

Total Possible Points

80

Grade Weight

20%