

Course Syllabus

[Jump to Today](#) [Edit](#)

ASTH 2053

Music and Art Appreciation

Instructor: *(insert instructor name and email address)*

Course Description

This course is an introduction to the artistic expression of human experience through music. This will be accomplished via instruction on perceptive listening, analytical skills, and research in order to not only heighten student appreciation of the qualities and characteristics of Western music, but also to demonstrate how deeply entrenched it is in our everyday lives. Elements of visual art, poetry, and architecture will also be addressed throughout the course and connected to music of the same time periods.

Course Prerequisites

There are no course prerequisites, but this is a sophomore-level course. It is expected that students are familiar with basic writing conventions and research techniques.

Required Materials

Title: The Enjoyment of Music; 13th Ed.

Authors: Kristine Forney, Andrew Dell'Antonio, Joseph Machlis

ISBN: 978-0-393-66438-6 (E-book with online access)

ISBN: 978-0-393-63905-6 (Loose-leaf with online access)

ISBN: 978-0-393-63903-2 (Paperback with online access)

Accreditation

Southern Wesleyan University is accredited by the Commission on Colleges of the Southern Association of Colleges and Schools to award associate, baccalaureate, and masters degrees. Contact the Commission on Colleges at 1866 Southern Lane, Decatur, GA 30033-4097 or call 404-679-4500 for questions about the accreditation of Southern Wesleyan University.

Course Learning Outcomes

Enter course learning outcomes, connect to program learning outcomes

| | |
|--------------|--|
| CLO#1 | Explain fundamental music concepts, including music notation, rhythms, and common instruments. |
| CLO#2 | Attend two* live music performances and critique the performances based on musical criteria |
| CLO#3 | Identify and define style periods of Western music and visual art: Middle-Ages and Renaissance, Baroque, Classical, Romantic, Twentieth Century |
| CLO#4 | Listen to specific composers and representative works of each style period, discuss in cultural context, and conceptualize relative to history, painting, literature, and philosophical ideas. |
| CLO#5 | Associate various internet and/or electronic sources of music with appropriate use in music research. |
| CLO#6 | Critically evaluate the ideas of others. |
| CLO#7 | Employ knowledge of music to analyze issues and answer questions relating to the human experience. |
| CLO#7 | Compare and contrast music from different musical eras using basic music terms. |
| CLO#8 | Explain (in a specific manner) why or why not one enjoys a certain piece or genre of music. |

Course Learning Assignments and Assessments

Grading

| | |
|--------------------------|-------------|
| Three Discussion Prompts | 10% |
| Concert Reports | 30% |
| Tests | 40% |
| Listening Quizzes | 20% |
| Total | 100% |

****All assignments for each Unit are due by 11:59PM on the Sunday ending each week.****

Discussions – 10%

There will be three discussion prompts over the course of the semester. Peer reviews/responses are not required, but the prompts must be addressed in their entirety.

***Concert Reports/Creative Project – 30%**

Students will take in and analyze either two concerts using terminology learned in Part 1 of the text, **OR** analyze one concert and create a piece of music using BandLab. Links to concerts and further information are posted in the Resources module.

Tests (on Reading, Viewing, and Listening) – 40%

Each student will complete a weekly test, which will cover text reading and listening examples.

Listening Quizzes – 20%

Each chapter (chapter--not week) includes one listening quiz to be completed by the end of each week. Students are strongly encouraged to complete listening quizzes as they complete each chapter. Some weeks will have more listening quizzes than others--be sure to plan accordingly!

GRADE EQUIVALENCY TABLE

All grades are reported in a system of eleven letter grades designated as “A” through “F” with appropriate plus and minus additions reflecting the following scheme:

| | | |
|--|--|--|
| | | |
|--|--|--|

| Percentage Value | Letter Grade | Numeric Value for GPA |
|-------------------------|---------------------|------------------------------|
| 93-100 | A | 4.0 |
| 90-92 | A- | 3.7 |
| 87-89 | B+ | 3.4 |
| 83-86 | B | 3.0 |
| 80-82 | B- | 2.7 |
| 77-79 | C+ | 2.4 |
| 73-76 | C | 2.0 |
| 70-72 | C- | 1.7 |
| 67-69 | D+ | 1.4 |
| 60-66 | D | 1.0 |
| 0-59 | F | 0.0 |

Course Policies

Attendance Policy

Regular attendance is a key to success in the course. Please refer to the Attendance Policy outlined in the Catalog for full details of the SWU policy on attendance.

Online attendance is based on completion of at least one designated assignment by the due date/time posted within the course site for each session. Online activities may include lecture, assignments, readings, discussion forums, and assessments (e.g. quizzes, tests).

Communication

The course site (Canvas) and SWU email are the primary tools for class communication, assignments, handouts, etc. All participants must have access to the course site and SWU e-mail and are expected to access them on a daily basis.

While it is important to maintain good communication with the instructor, Internet connectivity problems and home computer problems are not considered adequate excuses for missing assigned class work. Please keep me apprised of any technology issues.

Technology Requirements

To be successful in this course, all participants are expected to ensure their technology equipment meets the [recommendations](http://www.swu.edu/about-swu/technology-services/computer-recommendations/) [\(http://www.swu.edu/about-swu/technology-services/computer-recommendations/\)](http://www.swu.edu/about-swu/technology-services/computer-recommendations/) provided by SWU's Technology Services.

Students requiring technical support related to their courses or other SWU-provided technologies should send an e-mail to helpdesk@swu.edu or call 864.644.5050. If you cannot reach them, feel free to contact me and I will help in any way that I can.

Academic Honesty

Honesty in all matters - including honesty in academic endeavors - is a valued principle at Southern Wesleyan University. It is the expectation of the university that all those joining the academic program will act with integrity in all matters.

No forms of academic dishonesty will be tolerated. Students are encouraged to help each other maintain these high standards. All academic dishonesty should be reported to the faculty directly. Faculty, upon evidence of academic dishonesty (cheating, plagiarism, or misuse of another's intellectual property), either by voluntary confession, report of another student, or on the basis of work submitted, must follow the procedure outlined in the Catalog (under *Academic Honesty*). This includes but is not limited to a zero for the work involved, 10% course grade reduction, or a failing grade for the course. Unresolved cases may be appealed using the Appeal Process outlined in the Catalog (under *Academic Honesty*).









Please be aware that Canvas takes note of other browsers or tabs being opened during online assessments.











Accommodations for Students with Disabilities










Southern Wesleyan University is committed to providing equitable access to learning opportunities for all students. Accommodations can be made for students with disabilities, as outlined in "Services for Students with Disabilities," found in mySWU's Student tab under The Learning Center. Any student desiring accommodations must send the request and all documentation to the Academic Coordinator at the learning site where he/she attends classes. The Academic Coordinator will forward the materials to











the Student Success Coordinator for Southern Wesleyan University.






Course Summary:

| Date | Details | Due |
|------------------|---|----------------|
| Sun Sep 5, 2021 |  LISTENING QUIZ: Britten: The Young Person's Guide to the Orchestra LG 1 https://swu.instructure.com/courses/3354293/assignments/33997148 | due by 11:59pm |
| |  Week 1 Discussion - Describe Your Own Perfect Band/Ensemble https://swu.instructure.com/courses/3354293/assignments/33997224 | due by 11:59pm |
| |  Week 1 Test https://swu.instructure.com/courses/3354293/assignments/33997203 | due by 11:59pm |
| Sun Sep 12, 2021 |  CH 14 LISTENING QUIZ: Gregorian Chant: Kyrie and Hildegard of Bingen: Alleluia, O virga mediatrix LG 2 https://swu.instructure.com/courses/3354293/assignments/33997213 | due by 11:59pm |
| |  CH 19 LISTENING QUIZ: Glory Be Music for the Renaissance Mass Palestrina LG 8 https://swu.instructure.com/courses/3354293/assignments/33997149 | due by 11:59pm |
| |  CH 20 LISTENING QUIZ: Instrumental Movements Medieval and Renaissance Dance Music LG 9 https://swu.instructure.com/courses/3354293/assignments/33997204 | due by 11:59pm |
| |  LISTENING QUIZ: Britten: The Young Person's Guide to the Orchestra LG 1 https://swu.instructure.com/courses/3354293/assignments/33997148 (1 student) | due by 11:59pm |
| |  Unit 2 Test https://swu.instructure.com/courses/3354293/assignments/34341333 | due by 11:59pm |

| Date | Details | Due |
|------------------|--|----------------|
| Sun Sep 19, 2021 |  CH 24 LISTENING QUIZ: Handel: Messiah, Nos. 18 and 44 LG 14 https://swu.instructure.com/courses/3354293/assignments/33997221 | due by 11:59pm |
| |  CH 27 LISTENING QUIZ: Vivaldi: Spring, from The Four Seasons, I LG 17 https://swu.instructure.com/courses/3354293/assignments/33997156 | due by 11:59pm |
| |  CH 28 LISTENING QUIZ: Bach: Contrapunctus 1, from The Art of Fugue LG 18 https://swu.instructure.com/courses/3354293/assignments/33997202 | due by 11:59pm |
| |  Unit 3 Test https://swu.instructure.com/courses/3354293/assignments/34341332 | due by 11:59pm |
| Wed Sep 22, 2021 |  Unit 3 Test https://swu.instructure.com/courses/3354293/assignments/34341332 (1 student) | due by 8am |
| Sun Sep 26, 2021 |  CH 30 LISTENING QUIZ: Haydn: Symphony No. 94 In G Major Surprise II LG 20 https://swu.instructure.com/courses/3354293/assignments/33997207 | due by 11:59pm |
| |  CH 34 LISTENING QUIZ: Beethoven: Symphony No. 5 in C Minor, Op. 67 LG 24 https://swu.instructure.com/courses/3354293/assignments/33997155 | due by 11:59pm |
| |  CH 36 LISTENING QUIZ: Mozart: Dies irae, from Requiem LG 26 https://swu.instructure.com/courses/3354293/assignments/33997215 | due by 11:59pm |
| |  Concert Report № 1 https://swu.instructure.com/courses/3354293/assignments/33997236 | due by 11:59pm |
| |  Unit 4 Test https://swu.instructure.com/courses/3354293/assignments/34409610 | due by 11:59pm |

| Date | Details | Due |
|------------------|--|----------------|
| Sun Oct 3, 2021 |  CH 37 LISTENING QUIZ: Schumann: In the Lovely Month of May, from Dichterliebe LG 28 https://swu.instructure.com/courses/3354293/assignments/33997146 | due by 11:59pm |
| |  CH 40 LISTENING QUIZ: Hensel: September: At the River, from The Year (Das Jahr) LG 31 https://swu.instructure.com/courses/3354293/assignments/33997185 | due by 11:59pm |
| |  CH 42 LISTENING QUIZ: Grieg: Peer Gynt, Suite No. 1 (Op. 46), excerpts LG 34 https://swu.instructure.com/courses/3354293/assignments/33997189 | due by 11:59pm |
| |  CH 45 LISTENING QUIZ: Wagner: The Valkyrie, Act III, Opening and Finale LG 37 https://swu.instructure.com/courses/3354293/assignments/33997206 | due by 11:59pm |
| |  CH 48 LISTENING QUIZ: Fauré: Libera Me, from Requiem, Op. 48 LG 40 https://swu.instructure.com/courses/3354293/assignments/33997220 | due by 11:59pm |
| |  CH 49 LISTENING QUIZ: Debussy: Prelude to "The Afternoon of a Faun" LG 41 https://swu.instructure.com/courses/3354293/assignments/33997179 | due by 11:59pm |
| |  Unit 5 Test https://swu.instructure.com/courses/3354293/assignments/33997154 | due by 11:59pm |
| Sun Oct 10, 2021 |  Week 5 Discussion - Can We Still Consume Great Art Created by Terrible People? https://swu.instructure.com/courses/3354293/assignments/33997223 | due by 11:59pm |
| |  CH 53 LISTENING QUIZ: Stravinsky: The Rite of Spring, Part I, excerpts LG 45 https://swu.instructure.com/courses/3354293/assignments/33997157 | due by 11:59pm |

| Date | Details | Due |
|------------------|---|----------------|
| |  CH 55 LISTENING QUIZ: Berg: Wozzeck, Act III: scene 4, Interlude, scene 5 LG 47 https://swu.instructure.com/courses/3354293/assignments/33997175 | due by 11:59pm |
| |  CH 56 LISTENING QUIZ: Strayhorn: Take the A Train, by the Duke Ellington Orchestra LG 49 https://swu.instructure.com/courses/3354293/assignments/33997205 | due by 11:59pm |
| |  CH 58 LISTENING QUIZ: Gershwin: Rhapsody in Blue LG 51 https://swu.instructure.com/courses/3354293/assignments/33997209 | due by 11:59pm |
| |  CH 59 LISTENING QUIZ: Copland: Appalachian Spring, excerpts LG 53 https://swu.instructure.com/courses/3354293/assignments/33997198 | due by 11:59pm |
| |  CH 52 LISTENING QUIZ: Schoenberg: Pierrot lunaire, Part III, No. 18 LG 44 https://swu.instructure.com/courses/3354293/assignments/33997210 | due by 11:59pm |
| |  Unit 6 Test https://swu.instructure.com/courses/3354293/assignments/33997208 | due by 11:59pm |
| Sun Oct 17, 2021 |  CH 63 LISTENING QUIZ: Bernstein: West Side Story, excerpts LG 58 https://swu.instructure.com/courses/3354293/assignments/33997218 | due by 11:59pm |
| |  CH 64 LISTENING QUIZ: Reich: Electric Counterpoint, III LG 59 https://swu.instructure.com/courses/3354293/assignments/33997150 | due by 11:59pm |
| |  CH 66 LISTENING QUIZ: Glass: Symphony No. 4, I LG 60 https://swu.instructure.com/courses/3354293/assignments/33997151 | due by 11:59pm |
| |  CH 67 LISTENING QUIZ: Higdon: blue cathedral LG 61 https://swu.instructure.com/courses/3354293/assignments/33997169 | due by 11:59pm |

| Date | Details | Due |
|------|---|----------------|
| |  CH 69 LISTENING QUIZ: Williams: Imperial March, from The Empire Strikes Back LG 62 https://swu.instructure.com/courses/3354293/assignments/33997153 | due by 11:59pm |
| |  BandLab Creative Project https://swu.instructure.com/courses/3354293/assignments/33997235 | due by 11:59pm |
| |  Concert Report № 2 https://swu.instructure.com/courses/3354293/assignments/33997237 | due by 11:59pm |
| |  Unit 7 Test https://swu.instructure.com/courses/3354293/assignments/33997214 | due by 11:59pm |
| |  Week 7 Discussion - When is Music No Longer "Music?" https://swu.instructure.com/courses/3354293/assignments/33997222 | due by 11:59pm |